

# DELTA™


Your essential edging solution.



An ideal solution for  
all standard\* finishing jobs,  
whether regular or occasional.



\*Standard jobs: plastic, metal, rimless or semi-rimless frames up to base 4.



DELTA™ is a comprehensive finishing system that offers essential functionalities for standard finishing tasks. From accurate frame tracing and lens centering to efficient blocking and edging, DELTA™ enables the creation of ophthalmic equipment all with the simplicity and ease of a single device.

# Functional Versatility



## All-in-one solution

Engineered to support eye care professionals, DELTA™ enables the creation of ophthalmic equipment from start to finish – all with the simplicity and efficiency of a single device.

DELTA™ is a comprehensive finishing system that streamlines every step of the process, offering essential capabilities for standard finishing tasks. From precise frame tracing and lens centering to efficient<sup>1</sup> blocking and accurate<sup>1</sup> edging, DELTA™ ensures reliable results with every use.

## Designed for all standard finishing jobs

Designed for all standard<sup>2</sup> finishing jobs, DELTA™ provides a straightforward finishing process that supports, reliable task execution.

With its versatile functionality and compatibility with all lens materials, DELTA™ supports eye care professionals to confidently handle every standard<sup>2</sup> and common finishing requirement—ensuring effortless performance every time.

## Compatible with all lens materials

DELTA™ allows seamless edging of all lens materials, from Orma and Mid- to High-Index lenses to Glass, Trivex, Polycarbonate, and even Tribrid.

This unparalleled material compatibility solidifies DELTA™ as the ultimate all-in-one solution for both standard occasional finishing tasks, whether regular or occasional.

1. Based on Internal Product Qualification Report 2025.

2. Standard jobs: plastic, metal, rimless or semi-rimless frames up to base 4.

# Operational Simplicity

## Compact design

DELTA™ is one of the most compact<sup>3</sup> edgers available in the market, making it an ideal choice for optimizing space in your workshop.

This user-friendly workstation serves as a central hub for managing all your standard<sup>2</sup> finishing tasks with ease.



## Seamless navigation

With its upgraded ergonomic interface, fully guided navigation, and an 8.4-inch color display paired with an intuitive touch pencil, DELTA™ is designed to simplify your workflow while ensuring natural posture, ease of use, and enhanced comfort—even during extended working hours.<sup>4</sup>

With DELTA™ all essential functions are consolidated into one user-friendly workstation, minimizing equipment changes and creating a more comfortable and streamlined workflow.



## Full parallel workflow


A fully parallel workflow allows the optician to prepare a new job while simultaneously edging a lens.

With the full parallel and modular workflow, enhance your productivity and ensure that your optical shop operates at peak performance.



2. Standard jobs: plastic, metal, rimless or semi-rimless frames up to base 4.  
3. Instrument Dimensions and Weight: H: 620, W: 560, D: 420, 70kg.  
4. Based on Internal Comparative Analysis of Available All-in-one edgers in June 2025.

# Performance Efficiency



## Full optical technology

Leverage the power of innovation through our “place and trace technology” for a fast and precise optical shape tracing in just a few seconds.<sup>6</sup>

DELTA™ shapes lens contours with reliable accuracy. Coupled with a “Blocking Control & Adjustment” feature to counter prismatic lens effect, it ensures precise and accurate centering for all kind of lens equipment.

Furthermore, this upgraded edition also includes a STELLEST® layout function.




## Easily connected to additional mechanical tracers

DELTA™ integrates effortlessly with the TESS™ product range, enabling efficient frame tracing with ease.

This connectivity is a significant advantage for optical shops utilizing “Remote Edging” workflows, allowing them to manage regular and/or occasional finishing tasks while ensuring fast delivery and superior client satisfaction.

Additionally, DELTA™ is compatible with a variety of tracers, further enhancing its versatility and appeal.



## Includes essential grooving and drilling tools

DELTA™ offers the essential for grooving and drilling jobs. Featuring a fixed 10° angle for the groove and chamfer tool, along with a variable angle of up to 15° for the drill tool, it ensures precise finishing of standard ophthalmic equipment.

With cutting tools ranging from 0.8 mm to 3.0 mm in diameter, DELTA™ enables the fast and accurate crafting of all hole types (whether oblong, straight or angled notches, or half-through designs) catering to every standard<sup>7</sup> finishing need.

# Technical Specifications

**Database:** Shapes and drilling models.

**Frame tracing:** Additional binocular mechanical tracing in 3 Dimensions, High-precision cycle with profile groove acquisition.

**Shape modification:** Scaling, B-dimension, ½ B-dimensions, A-dimension, ½ A-dimension, rotation.

**Optical tracing:** Demo lenses, recut lenses and patterns, with holes detection.

**Centering "back&forth" way optical system.**

**Centering cross adapted to each lens type:** Built-in zoom.

**Myopia:** Fit manual centering.

**2 Blocking modes:** Boxing shape center or lens optical center.

**Blocking:** Manual lens push against the posiblock.

**Blocking control & adjustment aid** for prismatic effect compensation

## Bevel / Flat / Polish

### Mini bevel

**Lens measurements:** Front then back side of the lens (not simultaneous).

**Bevel:** 3D bevel preview, configurable bevel trajectory (automatic or manual).

**Chamfering:** Fix 10° angle with 2 sizes (thin and large)

**Grooving:** Fix 10° angle, configurable width and depth (in steps of 0.05 mm) & configurable trajectory (automatic or manual).

**Drilling, tilting angle up to 15°:** Automatic adjustment of the drilling angle.

**Versions:** 3 wheels (w/o mineral wheel) or 4 wheels (with mineral wheel).

**Roughing Cycles:** Standard (\*), and EAS (Edging Assisted system) cycle with intelligent approach of the wheel.

## DELTA™

via Essibox

Optional

•

•

•

•

New

•

•

•

•

New

•

•

version dependent

version dependent

version dependent

•

•

Screen Size **Edger** and position

Edger: 8,4" / 4:3 Touch Screen Top right display

Dimensions **Edger** HxWxD (mm) and Weight (kg) (mm)

H 22.8 x W 21.4 x D 19.3 in - 126 lbs

Power consumption

1350 W - 220-115 V ~ 60/50 Hz 10 A

& Power supply voltage **Edger**

2000 W - 100-120 V ~ 60/50 Hz 12 A

	DELTA™ 100		DELTA™ 200		DELTA™ 300	
Input voltage	110 V	220 V	110 V	220 V	110 V	220 V
DELTA version	Classic	Classic	Grooving Chamfering	Grooving Chamfering	Grooving Chamfering Drilling	Grooving Chamfering Drilling
Standard 3 wheels (w/o mineral wheel)		M1600001	M1600006	M1600002	M1600010	M1600004
4 wheels (with mineral wheel)		M1600009	M1600007	M1600003	M1600008	M1600005



Delta-V2-Brochure-US-V1-June2026

DELTA™, TESS™, E-TESS™, L-TESS™ and STELLEST® are trademarks of Essilor International.  
© Essilor International - June 2026

Essilor Instruments USA  
8600 W. Catalpa Ave, Ste. 703  
Chicago, IL 60656 - USA

Phone: 866.393.4647  
Email: info@essilorinstrumentsusa.com  
www.EssilorInstrumentsUSA.com

